

Saljet®

Single dose sterile saline topical solution.
4 units of sodium chloride 30ml (0.9% w/v).


Indications: For use in moistening and lubricating absorbent wound dressings for traumatic wounds, cuts, bruises and minor burns prior to removal from the wound area.

Caution: Do not use unless the product is clear. If there is any evidence of leakage prior to breaking the seal, discard. Discard any unused portion. Does not contain antimicrobial or other ingredients. For external use only. Not for injection.

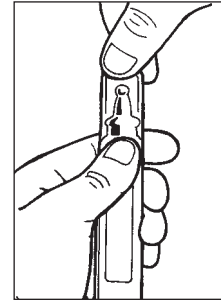
Caution: Federal law restricts this device to sale by or on the order of a physician or a licensed healthcare practitioner.

Directions for use: Use undiluted. Twist off the top and apply topically to the affected area with a firm pressure on the Saljet vial providing a steady stream of the solution. To obtain drop by drop dispensing, invert the vial and squeeze gently.

Directions For Use



1. Tear a single container from a strip of four.



2. Hold the body of the container firmly but without squeezing, then grasp the tab between your thumb and forefingers.

NDC 64938-009-01

Cost Comparison

Compare the cost of your current small volume saline applications to Saljet!

Conventional



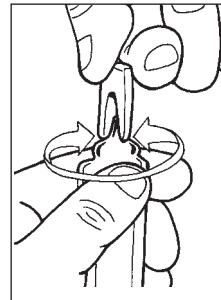
Liter of Saline	\$ _____
Sterile Basin	\$ _____
Sterile Syringe	\$ _____
18 ga. Draw Needle	\$ _____
Other	\$ _____
Total	\$\$ _____

SalJet

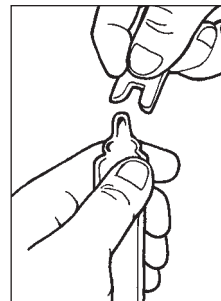


Convenient
Sterile
Fast
Economical
Less Waste

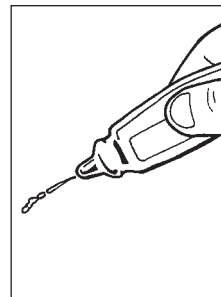
Saljet cost per vial:



3. Twist the tab on top of the container.



4. After twisting, pull on the tab to remove it from the top of the container.



5. The container may now be positioned at any angle required to access the area to be moistened or cleaned. Apply firm pressure to the container to obtain the desired flow rate.

What's your total cost of all these components?